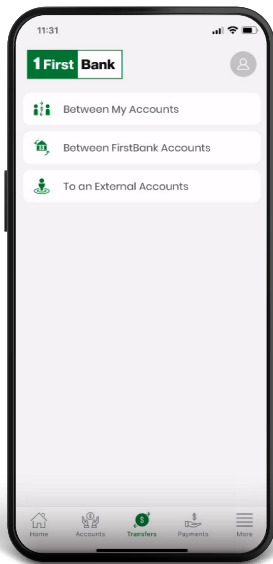


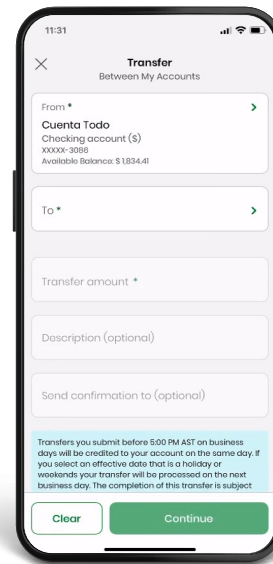
# Learn how to make Transfers in Digital Banking

## Transfers between your accounts

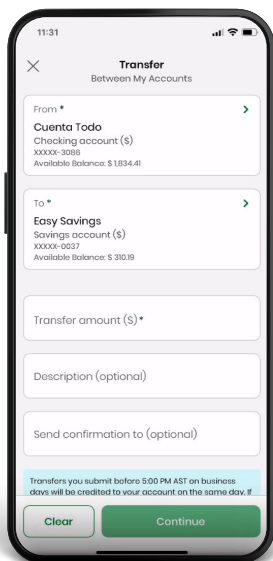
1. In the main menu, tap Transfers followed by Between My Accounts.



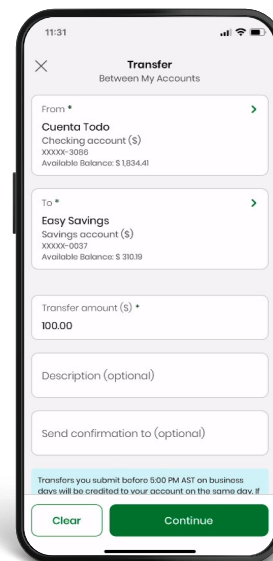
2. Select the account from where you are transferring money in From. Here, all your eligible accounts will be displayed and you will be able to view their available balances.



3. Select the account to where you are transferring the money in To. Here, all your eligible accounts will be displayed and you will be able to view their available balances.

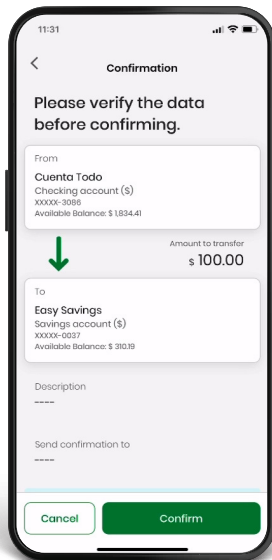


4. Enter the amount you are transferring in Transfer Amount.



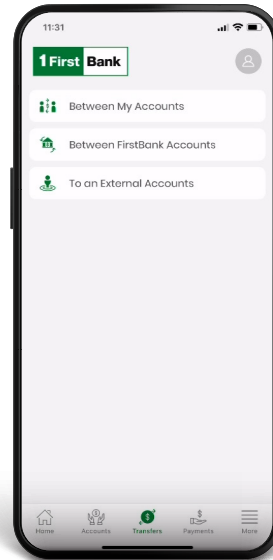
- 5.** Validate the transfer information, edit, or cancel it if necessary. Tap Confirm if it is correct. You will receive a confirmation on-screen and via email.

Note: You may download or share the transfer receipt in the confirmation screen. You will only be able to do this from the application.

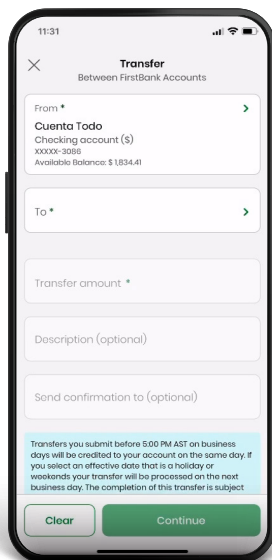


## Transfers between FirstBank accounts

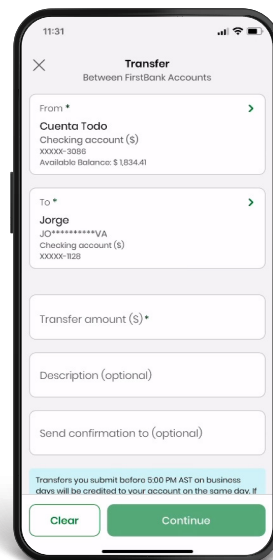
- 1.** To transfer between FirstBank Accounts, go to the home page menu and tap Transfers followed by Between FirstBank Accounts.



- 2.** Select the account from where you are transferring money in From. Here, all your eligible accounts will be displayed and you will be able to view their available balances.



- 3.** Select the previously existing FirstBank account to where you are transferring the money in To.



4. Enter the amount you are transferring in Transfer amount.

The screenshot shows the 'Transfer' screen with the following details:

- From:** Cuenta Todo (Checking account \$), XXXXX-3086, Available Balance: \$ 1,834.41
- To:** Jorge (Checking account \$), JO\*\*\*\*\*VA, XXXXX-1928
- Transfer amount (s):** 100.00
- Description (optional):** (empty field)
- Send confirmation to (optional):** (empty field)
- Buttons:** Clear, Continue

5. Validate, edit, or cancel the transfer if necessary and press Confirm if it is correct.

The screenshot shows the 'Confirmation' screen with the following details:

- From:** Cuenta Todo (Checking account \$), XXXXX-3086, Available Balance: \$ 1,834.41
- Amount to transfer:** \$ 100.00
- To:** Jorge (Checking account \$), JO\*\*\*\*\*VA, XXXXX-1928
- Description:** ----
- Send confirmation to:** ----
- Buttons:** Cancel, Confirm

6. For added security, the platform will ask you to request a Token to validate and proceed with the transfer. Press Send Token by SMS to receive a temporary code to the mobile phone number you registered with in Digital Banking.

Note: This code will expire 5 minutes after being sent.

The screenshot shows the 'SMS Token' screen with the following details:

- Text:** Please, enter SMS token
- Text:** Please request sending a token by SMS to \*\*\*\*\*55
- Text:** Send token by SMS
- Field:** Token\* (empty)
- Button:** Accept

7. Check your mobile device with which you registered in Digital Banking and enter the code received.

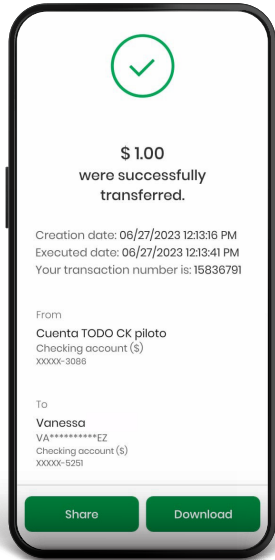
Press Accept.

The screenshot shows the 'SMS Token' screen with the following details:

- Text:** Please, enter SMS token
- Text:** Please request sending a token by SMS to \*\*\*\*\*55
- Text:** Send token by SMS
- Field:** Token\* (1234)
- Button:** Accept

- 8.** If the transfer is successful, you will receive a confirmation on screen and via email.

Note: You may download a transfer receipt in the confirmation screen.



## Register a new account

Register a new account on the transaction screen by clicking on New. A window will open where you must enter the following account information for the third-party account that you are transferring to:

- Account Type
- Product Alias
- Account Number
- Owner's Email

Note: You will only be able to add a new account through the desktop version.

\*The registry of accounts is subject to approval by FirstBank, per its discretion.

Follow these steps and enjoy **Digital Banking** today.



Go to  
[1firstbank.com](https://1firstbank.com)



Visit one of more  
than 360 ATMs<sup>1</sup>



Visit us in any  
of our branches



Call us  
787.725.2511

**1 First Bank**

Todo está en uno

FirstBank is a member FDIC in Puerto Rico United States and the U.S. Virgin Islands. Digital Banking is subject to FirstBank terms, conditions and restrictions. 1. ATMs around Puerto Rico, the United States Virgin Islands, Tortola and Florida.